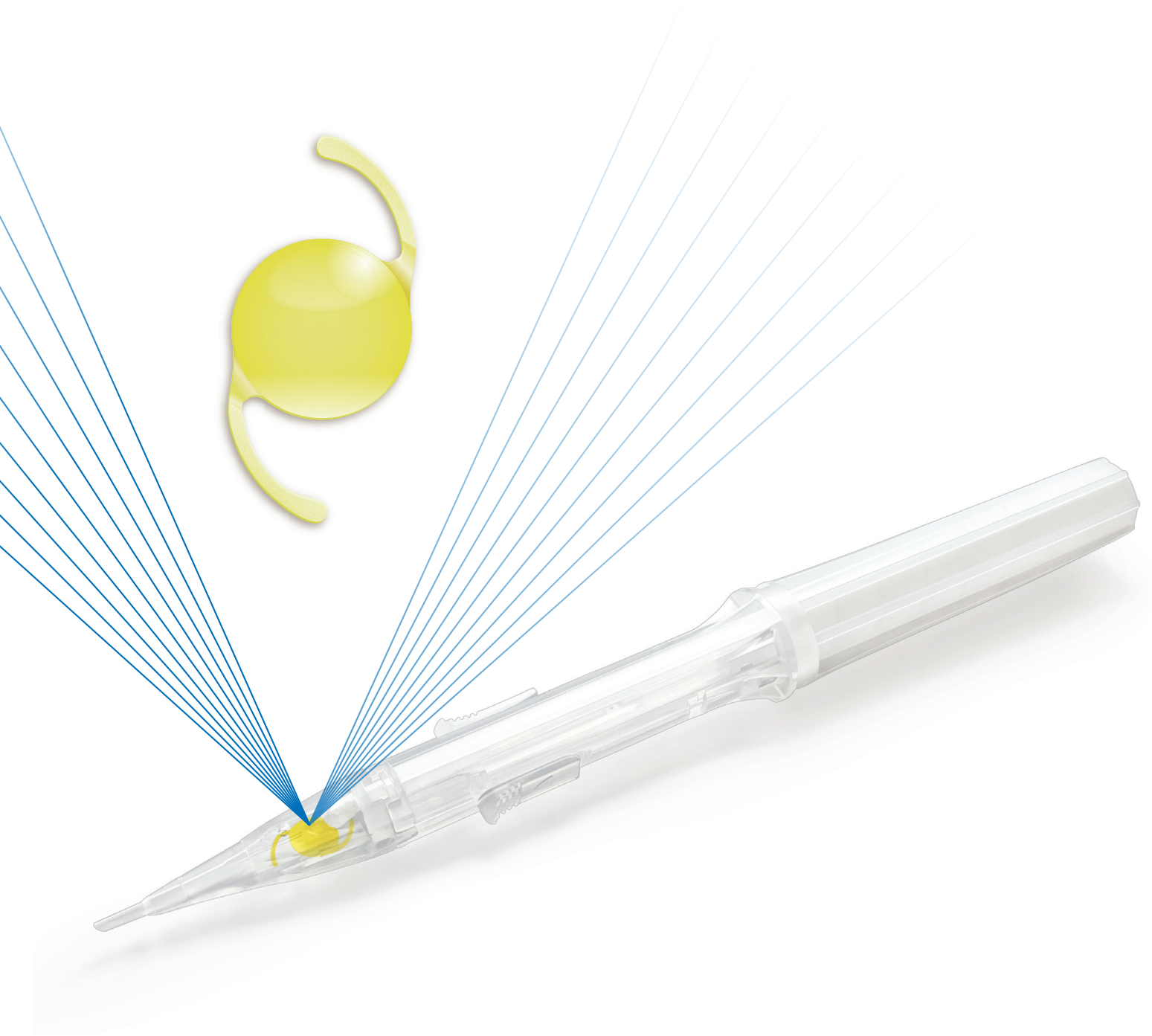


Vivonex iSert[®] Model XY1

Preloaded System
as low as 2.0 mm incision



1-piece aspheric lens with new hydrophobic acrylic material Vivonex™

- Low PCO rate*
- Long term transparency based on in vitro tests**

New iSert[®] for corneal incision as low as 2.0 mm

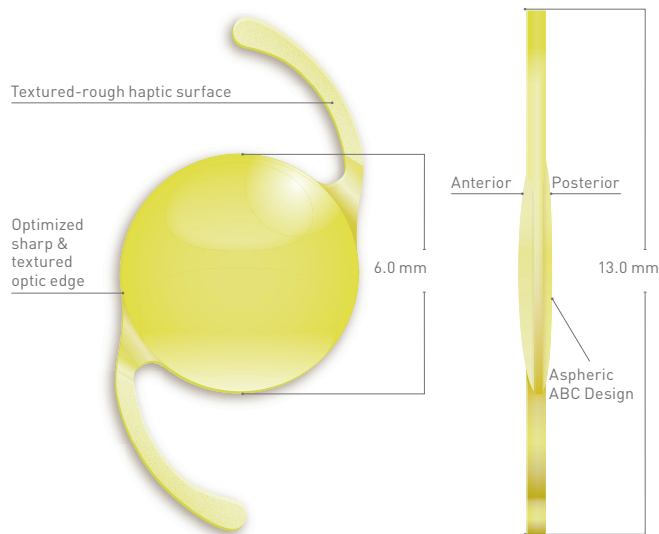
- Provides controlled and highly predictable IOL delivery
- Ergonomic design for smooth handling

Distinctive IOL design


- Very sharp edge
- Textured optic edge and textured-rough haptics
- Aspheric ABC Design

Vivonex iSert[®] Model XY1

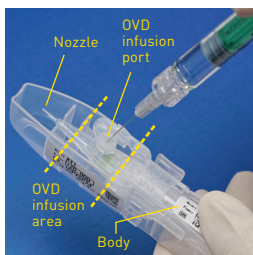
Preloaded System
as low as 2.0 mm incision



Model Name	Vivonex™ iSert [®] XY1
Optic Design	Aspheric ABC Design with sharp textured optic edge
Optic & Haptic Materials	Hydrophobic acrylic Vivonex™ with blue light filtering
Haptic Design	textured-rough haptic surface
Dimension (Optic/OAL)	6.0 mm/13.0 mm
Power	+6.0 to +30.0 D (in 0.5D increments)
Estimated A-Constant	118.9***
Incision size	as low as 2.0 mm



* Japanese clinical study carried out in 2010: internal report
 ** Internal test results, HOYA data
 *** The A Constant mentioned above is presented as a guideline only for lens power calculations. It is recommended that the A Constant measurement be customized based on the surgeon's experience and measuring equipment.




Step A

Infuse the OVD into the injector through the infusion port in a direction perpendicular to the body. Fill up the area indicated by dotted lines with the OVD and confirm that the OVD has covered the entire intraocular lens.



Step B

Press the release tabs, lift up and remove the cover from the case.



Step C

Push the slider slowly until it stops, holding the body with your thumb. Remove the injector from the case.



Step D

Carefully insert the nozzle into the eye through the incision, keeping bevel down. Slowly rotate the screw plunger to inject the lens into the capsular bag.

Singularly Focused. Globally Powered.™

HOYA Surgical Optics names and logos are registered trademarks of HOYA Surgical Optics, Inc. ©2015 HOYA Surgical Optics, Inc. All rights reserved.

HOYA Surgical Optics GmbH | EMEA Headquarters | De-Saint-Exupéry-Str. 8 | 60549 Frankfurt/Main | Germany
 HOYA.com/SurgicalOptics

2015-07-30_HSOE_XY1_DS_EN_02

