



Model Name
251

Fully-Preloaded Implantation System at 2.2 mm with hydrophobic Monoblock IOL

For a **safe, reliable** and efficient
minimal invasive surgery


Easy implantation by one-step technique

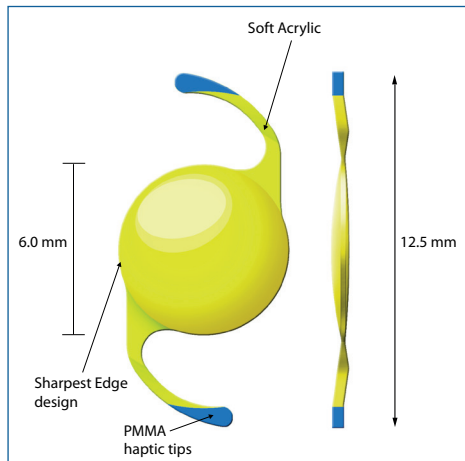
Controlled unfolding of haptics
and excellent centration



Preloaded with proven iMics1 NY-60 IOL

- Unique Haptic Tips enable good visibility
- Hybrid Monoblock Construction
- « Sharpest Edge » design
- HOYA Aspheric Balanced Curve design






1. The preloaded lens in iSert® 251 achieves a transmittance factor, which is close to that of the human lens. It blocks almost all ultraviolet light as well as some short-wavelength blue light.
2. This A-constant number is presented only as a guideline for lens power calculations. It is recommended that A-constant measurements be based on the surgeon's experience and measuring equipment.
3. <http://www.augenklinik.uni-wuerzburg.de/ulib/c1.htm>

Model Name 251


Specification	Preloaded, Monoblock, Blue Blocking ¹	
Optic Material	Hydrophobic Acrylic	
Haptic Material	Hydrophobic Acrylic with PMMA haptic tips	
Optic Design	Aspheric, asphericity = $\sim -0.18 \mu\text{m}$	
Manufacturing	Lathe-cut and pad polished	
Haptic Configuration	Modified C-loop, 5° angulation	
Dimensions (Optic/OAL)	6.0 mm / 12.5 mm	
Power	+6.0 to +30.0 D (0.5 D steps)	
A-constant ²	118.4	
Optimized optical constants ³	Haigis	a0 = 1.13 a1 = 0.4 a2 = 0.1
	Hoffer Q	pACD = 5.33
	Holladay 1	sf = 1.54
	SRK/T	A = 118.6
	SRK II	A = 118.7
Incision	2.2 mm	

Preparation for Use



Range marked by arrows is to be filled with OVD.

Inject OVD and fill up the marked range so that the lens is entirely immersed in OVD.



Gently squeeze the release tab to remove the cover.



Slowly advance the lens using slider until slider cannot go any further and then remove body from case.



Gently push the plunger forward and engage the threads. Insert the iSert® bevel down and rotate the plunger clockwise to release the lens valley-folded.